

Piecing our Lives

The monthly newsletter of
The West Alabama Quilters Guild

October, 2015


Volume 16, Number 10

In this issue:

Inez Says <i>So many opportunities</i>	2
Basics and Beyond <i>One more clue</i>	4
Program <i>Kentuck Preparation</i>	4
Kentuck Information	5-6
Photos	7-8
2015 Challenge <i>A Play on Words</i> Library Notes	9
Major Workshops 2016	10
2016 Quilt Show	11
Minutes	11
Newsletter Sponsors	12



Diana shared many wonderful quilts and ideas during her September program "Tessellated Quilts."



President's letter:

With all of the new members and upcoming events, I thought it would be a good time to review information about some of our work in the guild.

Upcoming Charity and Guild Outreach

The guild has a long history of contributing quilts and other quilt-related services to community agencies and our efforts are expanding in the next few years.

Itch to Stitch

Each year we select a charity to receive our Itch to Stitch quilts. I am very pleased to announce that the Board approved Turning Point for this year's charity. Turning Point provides domestic violence and sexual assault services. They have a home where women and their children can stay to get away from domestic violence and many arrive with little but their clothes. They also provide outreach services, counseling, and assistance to women and children in the community. Turning Point has a steady stream of clients—their needs are great and ongoing. Guild members can make quilts for children, adolescents, or adults. They were thrilled to get my phone call and any quilts we give them will be appreciated greatly. They told me that at Christmas they ask clients what they need and every year they receive requests for bedding. Consequently, they will probably need some quilts as early as the holidays. More on that in later newsletters.

Giving Back to Kentuck



Kentuck's building is in serious need of repair and they have started a drive to raise building repair funds. We would like to pay Kentuck back for all they have done for us in giving us the opportunity to sell quilted items without having to pay for our booth space or go through the jury process. Consequently, our Board decided to accept donations of quilted items from guild members who choose to do so to sell at our booth at Kentuck and donate the funds to the Kentuck Building Fund. Kentuck approved our plan and our request to be able to use the Kentuck logo on our quilted items. This year we are keeping the project low-key and simply relying on volunteers to donate items. Next year we are thinking of holding work days for guild members to work together on Kentuck items and finding a way to replicate the logo and get patterns in the hands of interested guild members.

The Alabama Bicentennial

In 2017 the State of Alabama begins a three-year celebration of our bicentennial of becoming a state in 1819. We have a committee working on ways our guild can participate, chaired by Nan G. One of our ideas is to make quilts for a traveling quilt exhibit. Applique quilts on Alabama themes jump to mind, but the state's official quilt is the "Pine Burr Quilt" and there are at least two pieced blocks called the pine burr block, both of which look very interesting with each having multiple variations from easy construction to more difficult. More on this project at a later date.

Kentuck's Demonstration Children's Quilts


Last year at Kentuck we had children design quilt blocks and then help to design a quilt including their block. We also had some donated quilt tops. With many of us working on the quilts throughout Saturday and Sunday, by the end of Kentuck and with the at-home help of the twins, Martha S and Marjorie S sewing on well over 20 bindings, we had over 30 quilts to donate to charity. This year the Tuscaloosa Children's Center will be the recipient of the Kentuck children's quilts.

Obligations, Gifts, and Joy

The Board wants everyone to know that making quilts for Itch to Stitch, quilted items for Kentuck, or a quilt to exhibit for the Bicentennial are NOT obligations. These projects are strictly voluntary. Few of us have time to do it all. I'm tired just writing about the projects ahead! One of the things I like best about our guild is that we embrace all our diverse goals from those who enjoy completing many, many quilts for charities and our silent auction (at our quilt show), to others who enjoy taking the time to make a Kentuck-quality quilted item to sell at Kentuck or a memorable quilt to exhibit. From applique to piecing, traditional to modern, the guild has room for us all.

My friend Sister Madeleine always says, focus on your gifts and joys. When you can choose work, or projects at work, or hobbies, or community involvement, choose that which makes use of your gifts and brings you joy. My plan is to take Sister Madeleine's advice and choose projects that best match my gifts and bring me joy.

Continued on page 3

**President's letter, continued from page 2****The Shark Pit"**

Pam S discovered that some of our new members don't understand the Shark Pit. So, I'll share my understanding. The Shark Pit, located to your right as you enter, is where members drop off good quality quilt fabric, quilt supplies and notions, and quilting books and magazines for others to take. That lime green fabric with orange polka dots you now look at and say, "Oh my, what on earth was I thinking to buy THAT?" might find a place in someone else's quilt for a quirky niece who thinks orange and lime green are colors to die for. It is first come, first served—hence the reference to a shark pit. Polyester knits, drapes, and clothing are rarely wanted by other members, however, embellishments, lace, buttons, men's silk neck ties, which might be trash to some, are treasures to others.



At the end of the meeting, someone has to clear away the shark pit and dispose of items not "adopted." (We are looking for one volunteer to coordinate a small group willing to take on this responsibility.) We ask that if you bring fabric or magazines that are not wanted by another guild member, that you take it back home with you. Items can be donated to Focus on Senior Citizens, McAbee Center, 3801 Loop Rd., Hannah Home, or TES (Tuscaloosa Emergency Services) on 15th Street just before the bridge over the railroad—and there is always the trusty trash bin out back (just be sure to get a door buddy to hold open the door so you don't get locked out and stranded in the fenced in parking lot (like someone I know—me).

Guild Opportunities to be Involved

Shark Pit Chair and Committee Members (tell Inez if you are interested)

Hospitality Chair and Committee Members (tell Inez if you are interested)

In addition to the Shark pit committee, we need a leader and a few committee members to coordinate our hospitality goodies and supplies. New or long-time members, we need everyone to contribute to the work of the guild, especially if we want to continue to have food during our break!

***Blocks for Children's Section to Make Charity Quilts at Kentuck***

Diana S still needs 9 ½ inch blocks for the quilts the children design and we finish during our Kentuck demonstrations. The colors for the blocks are black, white, and bright. She also needs fusible appliques for the children's blocks. Bring these to the October meeting.

5 Inch Fabric Squares

Sara T needs 5 inch squares for our opportunity baskets for the quilt show (we sell chances to win a basket).

Major Workshops (see p.10 for more)

Remember to bring your checkbooks or cash if you want to register for the major workshops. You are not registered until you pay. The order and times for the Harriett Hargrave workshops have changed, these are:

Tuesday, April 12, Piecing Quality Workmanship, (9:00-4:00), \$40

Wednesday, April 13, Machine Applique, (9:00-4:00), \$40

Thursday and Friday April 14 and 15, Machine Quilting, (9:00-4:00) \$80


Saturday, April 16, Quilt as Desired, (8:30-2:30) \$40

Friday, April 15, 7:00pm Lecture: Top 10 Tips to Becoming a Better Quilter (Free and open to the public)

That's it for now—lots of information for an active guild.

And sew on, Inez.

WAQG Quilts to be on display at the University Medical Center, October 7th until January. Thank you to everyone providing quilts, and to Beth M, Paula W, Debbie W, and Laurie P-D. for hanging the quilts.



October 10, 2015, Guild Meeting:

8:45 Basics and Beyond: Time to take those mystery pieces and put them together to make a recognizable pattern. Only one clue left. Our new technique will be how to use fusibles. I have a cute daisy pattern to try with fusing techniques. Also, I will show the prairie point egg and wreath for those who may not have tried it yet. Ana.

9:30 Guild Business meeting

10:30 Program: **Kentuck Preparation.**

Kentuck Artist Assistant Badges will be available at the October meeting.

Remember to bring all items to this meeting that you wish to donate and/or sell at Kentuck. We will have folks there to check them in. All sales items need a description and number (if there are multiples of the same thing) using exact wording on both the inventory sheets and price tags. It's helpful to bring items in a plastic bin with your name on it. Remember that all unsold merchandise needs to be picked up Sunday at the close of the festival.

Dianna Secor needs more 9 1/2" blocks for our kids activity. See page 6.

While Kentuck states set-up is Friday, October 16th between 11 am and 5, we will wait to announce WAQG's set-up time at the Oct. meeting depending on the weather and truck time availability.

Please check the work schedule again – to know when you are scheduled and possibly revise that, as in some places we have three people when we only need one.

Please check if you have any extra tables, remember lawn chairs, sunscreen, snacks, and something to work on. Remember we will have a quilt that we will tie (thimbles helpful) and demonstrations going on. Participation by all is encouraged.

See pp 5-6 for more information about our participation in the Kentuck Festival.


November 14: Gingerbread House

December 12: Challenge and Holiday Party!

Looking forward to 2016: we have Thread Painting with Nan G, Big Stitch Quilting by Hand with Stephen H and our annual Sew Many Spaces Tour.

Hospitality

**Bring food when
you can as we all
enjoy our goodies!**



2013 WAQG Officers

President Inez R

Vice Pres Paula B

Secretary Judy S

Treasurer Beth M

Board Members

Jamie S 13-15

Barbara W 14-16

Charlotte N 15-17

Committee Chairs

Basics and Beyond Ana

Community Service

Sara

Hospitality Faye, Diana S,

Reita M

Education _____

Kentuck Charlotte N

Library Susan A

Membership Mary B

Name Tag Drawing Jill K

Sunshine Julie T

Mini Workshops Jacque T

Major Workshop 2015

Charlotte N

Major Workshop 2016 Paula B

Newsletter Laurie P-D

Opportunity Quilt 2015 Beth M,

2016 Laurie P-D and Brenda P

Publicity/Historical Sharon L

Yearbook Mary B

Challenge 2015 Board

Quilt Show 2016: Beth M

Telephone Tree Nan G


Website Coordinator LPD

Retreats: Ana S

Welcome

New Member:

Mary Ann





Important Kentuck Festival of the Arts information for WAQG booth:

- ◇ Kentuck Festival is held Saturday-Sunday, Oct 17-18, 2015
- ◇ Saturday 8-5 pm, (patrons are allowed in early on Saturday) and
- ◇ Sunday 9-5.
- ◇ We set up on Friday, October 16th.

Every WAQG member is requested to either 1) make an item (to have a WAQG sales tag) of around \$ 20 value OR 2) donate \$ 20 to the guild. Include the donated item on a sales inventory sheet.

Kentuck is a juried art festival that WAQG is privileged to be invited (free) to participate. With privilege comes the responsibility to hold ourselves to standards deserving of our participation in Kentuck. We represent quilting as an art and craft and thus we have established criteria for sales items:

Items must be quilted throughout with a minimum of two layers of fabric, batting, fleece etc. Quilts typically have three layers with a front, back, and batting of some sort. Fleece serves as both batting and backing, thus only two layers would suffice. Regardless of the number of layers, there should not be any doubt that it is a quilted item. Exception: pine cone ornaments and cathedral window items

ALL items to be sold (no exceptions) must be on a sales inventory list, and checked-in by the October 10 meeting. The guild will transport items to Kentuck. No items will be accepted after this meeting.

Do not submit items made using:

- ready-made purchased pre-quilted fabric
- Cheater's cloth (printed fabric made to look like patchwork)
- Copyrighted fabric (Bama, Disney, etc.) unless you own a license allowing you to sell items with these fabrics.
- Panels are acceptable if they are quilted throughout and some sort of quilted border(s) has been added.

If you are making multiple items of a similar nature, please know that only a few will be on display in the sales tent at a time. Others will be stored underneath the sales tables.

If there is any question to the acceptability of an item, please bring a sample in for Inez and Charlotte to review.

For a list of suggested pricing ranges, see page 6.


Try to keep in mind the spirit of these rules—that is to represent quilting as an art and craft in a juried festival. For example, putting three layers of fabric together with a few grid lines of quilting meets the rules, but not the spirit of the [rules](#). Fleece used as batting and backing is only two layers, but better meets the spirit of the rules than three layers of fabric.

Friday, Oct. 16 will be set up of the booths. We have assembled teams to do different tasks led by different people in the guild. Lots of people will be needed to assemble the large tent, however, once that is completed, we ask that you depart to let the merchandising committee do their job. While well intentioned, too many people only makes this task harder.

Take down begins on Sunday at 5pm. Please pick-up or arrange pick-up of your unsold merchandise then. Help will be needed to disassemble the tents and return them to the storage unit. A couple of trucks will be needed for set-up and take-down, please let Charlotte know if you can provide one.

When pricing an item remember to include 10% for the guild and 9% tax. We are quilt artists and have put treasure, time and effort into our work. We will not be reducing any prices on Sunday. If you need some assistance with pricing your items ask for assistance.

Kentuck information continued on page 6



Kentuck information continued:

Here are suggestions for pricing your items:

Rag quilts \$30 to \$80
 King quilt \$150 to \$425
 Queen quilts \$90 to \$350
 Reg quilts \$70 to \$225
 Cuddle quilt for Child \$25 to \$80
 Baby quilt \$20 to \$60
 Mugrugs \$12
 Potholders \$5
 Small Wall hangings \$15 to \$45
 Large Wall hangings \$50 to \$150
 Table runners \$35 to \$60
 Bed runners \$40 to 80
 Ornaments \$10

Children's area: Black/white/ and bright 9.5" unfinished squares along with die-cuts are requested, these will be used to make charity quilts in our large demonstration area (see the box for details). ➡

We will also be tying a large quilt that will be placed in a frame. The public will be encouraged to participate.

Items needed: We want to have lots of WAQG members working on demonstrations either by piecing the 9" blocks the children make, sewing on the fleece backing and/or quilting the quilts using free motion quilting. These will be charity quilts and we would like to invite the public to sew along with us. IF you are not comfortable with free-motion quilting, NO worries. This is a perfect time to try with some help. These charity quilts are perfect for trying unfamiliar activities. That being said **we need some machines and tables to do this work. Please let Charlotte know what you can bring. Trucks for transporting items from (Friday afternoon) and to (Sunday late afternoon) the WAQG Storage unit in Cottondale to/from the Kentuck Festival grounds are needed.**

We will keep only 1-2 rotary cutters around and will have a designated cutter holder (we certainly don't want a child to get his/her hands on one!). Some rulers and mats might also be helpful for cutting fleece for the backings.

For yourself, bring: lawn chair, lunch, hat, sunscreen, thimble, Kentuck Artist Assistant Badge, something to work on.

Kentuck Artist Assistant Badges are available for \$ 5 each which pays for admission to the festival on either/ both Saturday and Sunday. To qualify for a badge you must sign up to work at least 2 hours in some capacity at the WAQG booth. See Charlotte for a badge. Badges can be picked up at our October 10th meeting.



Kentuck 2015

Our Demonstration

Kentuck 2015 in Black, White and Bright

This year our Kentuck demonstrations will once again showcase our machine skills by making quilts progressively from start to finish. Last year's program was so successful we will be repeating it. Our goal is to show the steps of the quilt making process and be able to talk about and demonstrate each part of the process. There will be stations for designing, piecing, layering, pin basting, quilting and binding. These will be youth quilts made for a designated charity.

How can you help?


We will need 9 1/2" blocks in black/white and bright:


- Nine patches
- Snowballs with 3 1/2" corners
- 4 patches
- Rail fences
- 9 1/2" squares to fuse appliques on
- Or, bring in a charity top for us to finish, quilt, bind, or layer.
- Or, bring in black/white or bright fabric to make applique shapes or backgrounds.

Items will be collected at the September and October meetings.

If you would like to contribute fusible applique shapes in black/white or brights for the blocks please see Beth M or Diana S so that we can coordinate supplies.

Although our goal is to complete quilts for donation, this is meant to be fun. The demonstration pace at Kentuck will be more of a saunter and not a gallop so we can easily talk and answer questions. Enjoy!







West Alabama Quilters Guild

Piecing Our Lives







2015 Challenge: "Play on Words"

Rules

Limited to two entries per person. Entries must be in different categories and must be brought to the December 12th meeting.

Entry must depict a play on words. We encourage playful, fun-filled, pun-filled entries, but serious depictions are also valued. The entry can be any style (traditional, contemporary, or modern or a combination). Lettering and embellishments are encouraged, but not required.

The title or theme of the quilt must reflect a play on words and be visible. It can be part of the quilt design or you can write the title on paper and pin it to the quilt for the December meeting.

The quilt should be in a pillowcase that is labeled with the category you are entering. You should drop it off in the lobby when you arrive in December.

Item must be made with two or more layers of fabric held together with quilt stitching throughout.

Item must meet requirements and be entered in one of the following categories:

Larger wall hanging: each of the four sides must be at least 30 inches and no longer than 60 inches.

Smaller wall hanging: Each of the four side must be less than 30 inches.

Miscellaneous: This includes wearables, household items, 3-D sculptures. Item cannot be larger than 40 inches in any dimension.

Prize ribbons shown above, will be awarded based on the votes of members present at our December 12th meeting. We will have 1st, 2nd, and 3rd place ribbons in each category and a Best of Show ribbon.

The most important rule is: Have fun with this Challenge!

Assistance in Design (not in making the quilt)

Design Buddy: We encourage everyone to find a design buddy for this challenge with whom you can brainstorm possible quilts, discuss your ideas and how you might turn these ideas into a quilt, or figure out how to solve problems with your design or quilt.

Consultants: The following have volunteered to help anyone with designing their quilt:

Charlotte N, Inez R, Laurie P-D,

Ana S, Jamie S, Susan A.



Library Notes

You may have noticed the library table sliding out of the way to allow easier access to the shelves. That's your invitation to investigate, browse and rummage to see what takes your fancy.


New and special books will still be displayed on the table, but feel free to wander the shelves. There's a card catalog of titles, and signs on many shelves. It's a work in progress, so please ask if you want help.

Right Cabinet: Inspirations, Applique, Threads, Dyes, Painting, Bags, Gifts, DVDs, Kids, Panels, Paper Piecing, Settings, Borders, Bindings, Labels, Quilting Designs, History, Reference

Left Cabinet: Seasonal, Beginner, General Instructions, Fiction, Vintage and Classic, and Everything Else under the quilting sun with the newer acquisitions on the top shelf.

Check-Out and Check-In Notebook is on table
OUT: On current month's page, write your name, the title and sticker number. You can write your name once for multiple items.
IN: Draw a line across each entry.
Books are due at next meeting, with one renewal okay, unless there is a *due next meeting* sticker.

Suggestions and donations are always welcome!
Susan Ainsworth, WAQG Library



WAQG 2016 Major Workshops

February 19-20: Gail Garber



Lecture, Free and open to the Public:

Friday, February 19, 2016, 7:00 pm at TDOT.

Workshop: "Sensational Stars".

Saturday, February 20, 2016
Full day. At TDOT.

Cost: \$40 plus supplies.

See Paula B. and pay fee to register. Just a few spots open.

This is a workshop geared toward the Intermediate quilter and features drafting, foundation piecing techniques and color selection. Read more about it at GailGarber.com



April 12-16: Harriet Hargrave



Lecture: "Top 10 Tips to Becoming a Better Quilter"

Free and open to the public.

Friday, April 15, 7:00 pm. At TDOT.

harriethargrave.com

Workshops:

See Inez to register and pay.

Tuesday, April 12 (9:00-4:00) : **Piecing Quality Workmanship**, \$40

Wednesday, April 13 (9:00—4:00): **Machine Applique** \$40

Thursday—Friday, April 14-15 (9:00-4:00): two-day workshop for beginners, **"The Basics of Heirloom Machine Quilting"** \$80

Saturday, April 16 (8:30-2:30): **"Quilt as Desired"** \$40

Remember: Registration is open only to WAQG members until our November 14th meeting. You may register for as many workshops as you like, but you must pay for or have a scholarship for all workshops at that time. We will continue to accept guild member registrations until the workshops are filled. We will open registration to the public after our November 14th meeting.



We want everyone to enter at least one quilt in our show, including beginning quilters! Help us show our community that our quilt guild is for everyone.



Set up: Wednesday, March 2, 2016

Judging: Thursday, March 3rd

Quilt Show open to the public:

Friday, March 4th 9am—6pm

Saturday, March 5th, 9am—5pm

Take down and clean up: immediately after the show, Saturday at 5pm.

**Location: Taylorville United Methodist Church
640 Bear Creek Road
Tuscaloosa, AL**

A very pleasant space and an easy location to find.

In addition to our many wonderful quilts on exhibit, we will have: Demonstrations, Special Exhibits, Vendors, Opportunity Baskets, our Opportunity Quilt, and a Silent Auction to benefit our local VA Veterans of Foreign Wars PTSD group.

Julie T has a wonderful array of vendors lined up for our shopping pleasure: Stitch "N Frame, Sew Delightful, The Scissor Guy, Buy the Inch Fabrics, YLI, and Dianne Springer Designs.

Thanks to everyone already working on the many tasks for our show.

**Check our website for updates:
www.waqq.com.**

Minutes September 12, 2015

Next Board meeting September 15, 2015 at 5:00p.m. Jason's Deli

Announcement:

- Hargrave workshops in April are Tuesday through Friday from 9-4 and Saturday from 8:30-2:30. Signup sheets are in back. Friday night program is free and open to the public.

- Shark pit donations were given by family whose grandmother had died

- Thank you note from Nurse Family Partnership at Easter Seals

- Request made to membership for suggestions for charity quilts for 2016, only 2 requirements are charity must be nonprofit and serve West Alabama area

Kentuck:

D. S is accepting donations of 9 ½ squares for Kentuck

C. N described process of setting up and getting ready for Kentuck and signup sheets. Also have need of trucks, tables, extension cords and sewing machines.

Committee Reports: **Membership-** 63 members present today. 2 visitors present. New member today-Mary Ann S. September birthdays announced. Guild pins are available for \$5. **Library-** We have 3 new DVD's. **Name Tag-** Names drawn this month were Mary Ann S, Nan G, and Pat S. **Basics and Beyond-** Today's lesson was on Quilt as you go. Second sheet of instructions for mystery quilt were passed out. **Retreat-** Next retreat is in January. **Newsletter-** Have items to Laurie by September 25th. **Nominating Committee-** Ana S, Nan G, and Faye LC are looking for volunteers for next year officers. Offices open are for secretary and Board Member.

Quilt Show- B. M reminded us of quilt show in March. Asked everyone to think about quilts to put in show. S. T. reminded everyone to bring their 5 inch squares and anything new for basket.

Bring and Brag and Just Finish It- Steven H, Dot B, Debbie W, Sara T, Sandra B, Ana S, JoAnn C, Marjorie S, Martha S, Peg L, Barb McC, Christine C, Christine LeC and Faye LeC.

Program on Tessellations to follow.



**West Alabama
Quilters Guild**
P.O. Box 020059
Tuscaloosa, AL 35402

WAQG Meets at the Department
of Transportation Building (1000
28th Avenue) on the second
Saturday of each month

A not-for-profit organization



General Sewing & Vacuum

Baby Lock & Brother Sales Riccar Vaccums

1711 Hackberry Lane Tuscaloosa, AL 35401
Ph: 205-752-3939 Fax: 205-366-9485

**WAQG members get 10%
discount on machine servicing.**

Husqvarna VIKING Sew Delightful

1875 McFarland Blvd N,
Suite 200
Tuscaloosa, AL 35406

Phone: 205-752-1700
E-mail: sewdelightful@comcast.net
Website: sewdelightful.net

**Longarm quilting,
Monogramming and Embroidery,
Heirloom Supplies and Sewing**
Featuring Fine 100% Cotton Fabrics and all your
sewing supplies.

Bring in this ad and receive
20% off a one-time purchase
of regular priced merchandise.
You must have coupon and certain
exclusions apply. Limit one
per customer per newsletter.

Reminders:

**Bring all items for Kentuck.
We need more 9-1/2" blocks for
our kids activity. See pp 4, 5-6 for
more Kentuck information.**

Bring food to share.

Show us your "Just Finish Its!"